

Site Usage

965 Visits

Previous: 995 (-3.02%)

59.79% Bounce Rate

Previous: 60.50% (-1.17%)

1,941 Pageviews

Previous: 2,006 (-3.24%)

00:01:35 Avg. Time on Site

Previous: 00:01:37 (-1.59%)

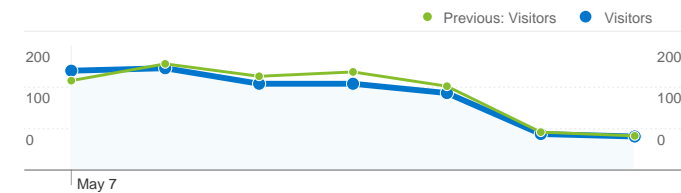
2.01 Pages/Visit

Previous: 2.02 (-0.23%)

47.05% % New Visits

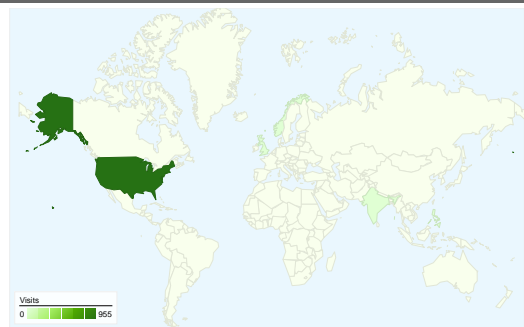
Previous: 47.94% (-1.86%)

Visitors Overview



Visitors
719

Map Overlay

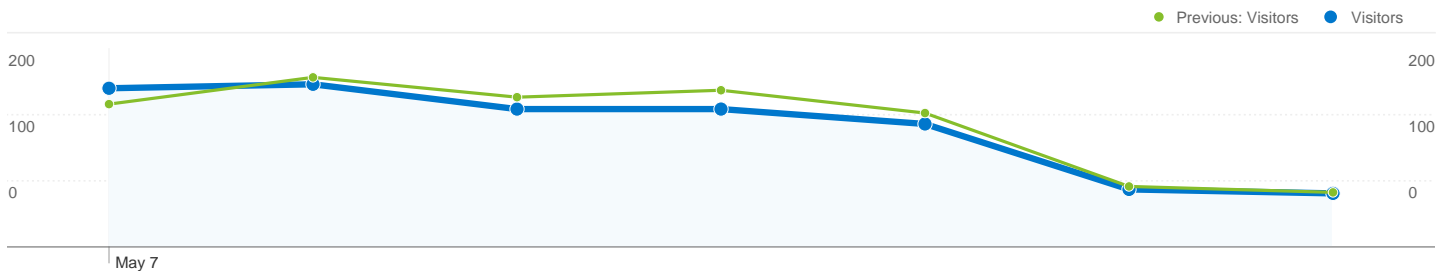


Traffic Sources Overview



- **Search Engines**
625.00 (64.77%)
- **Direct Traffic**
177.00 (18.34%)
- **Referring Sites**
163.00 (16.89%)

Content Overview		
Pages	Pageviews	% Pageviews
/index.html		
May 7, 2012 - May 13, 2012	646	33.28%
Apr 30, 2012 - May 6, 2012	666	33.20%
% Change	-3.00%	0.25%
/realestatemain.htm		
May 7, 2012 - May 13, 2012	142	7.32%
Apr 30, 2012 - May 6, 2012	172	8.57%
% Change	-17.44%	-14.68%
/offices/assessor/index.htm		
May 7, 2012 - May 13, 2012	127	6.54%
Apr 30, 2012 - May 6, 2012	142	7.08%
% Change	-10.56%	-7.57%
/offices/recorder/index.htm		
May 7, 2012 - May 13, 2012	89	4.59%
Apr 30, 2012 - May 6, 2012	96	4.79%
% Change	-7.29%	-4.19%
/deptdirectory.htm		
May 7, 2012 - May 13, 2012	74	3.81%
Apr 30, 2012 - May 6, 2012	45	2.24%
% Change	64.44%	69.95%



719 people visited this site

965 Visits

Previous: 995 (-3.02%)

719 Absolute Unique Visitors

Previous: 735 (-2.18%)

1,941 Pageviews

Previous: 2,006 (-3.24%)

2.01 Average Pageviews

Previous: 2.02 (-0.23%)

00:01:35 Time on Site

Previous: 00:01:37 (-1.59%)

59.79% Bounce Rate

Previous: 60.50% (-1.17%)

47.05% New Visits

Previous: 47.94% (-1.86%)

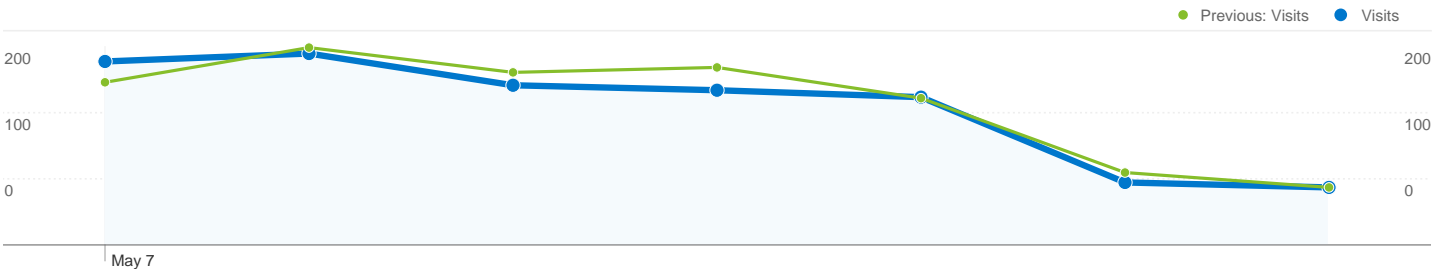
Technical Profile

Browser	Visits	% visits
Internet Explorer		
May 7, 2012 - May 13, 2012	679	70.36%
Apr 30, 2012 - May 6, 2012	687	69.05%
% Change	-1.16%	1.91%
Firefox		
May 7, 2012 - May 13, 2012	99	10.26%
Apr 30, 2012 - May 6, 2012	87	8.74%
% Change	13.79%	17.33%




Chrome		
May 7, 2012 - May 13, 2012	77	7.98%
Apr 30, 2012 - May 6, 2012	83	8.34%
% Change	-7.23%	-4.34%
Safari		
May 7, 2012 - May 13, 2012	57	5.91%
Apr 30, 2012 - May 6, 2012	77	7.74%
% Change	-25.97%	-23.67%
Android Browser		
May 7, 2012 - May 13, 2012	25	2.59%
Apr 30, 2012 - May 6, 2012	32	3.22%
% Change	-21.88%	-19.45%

Traffic Sources Overview

May 7, 2012 - May 13, 2012
 Comparing to: Apr 30, 2012 - May 6, 2012



All traffic sources sent a total of 965 visits

-  **18.34% Direct Traffic**
 Previous: 17.89% (2.53%)
-  **16.89% Referring Sites**
 Previous: 15.88% (6.37%)
-  **64.77% Search Engines**
 Previous: 66.23% (-2.21%)



- **Search Engines**
625.00 (64.77%)
- **Direct Traffic**
177.00 (18.34%)
- **Referring Sites**
163.00 (16.89%)

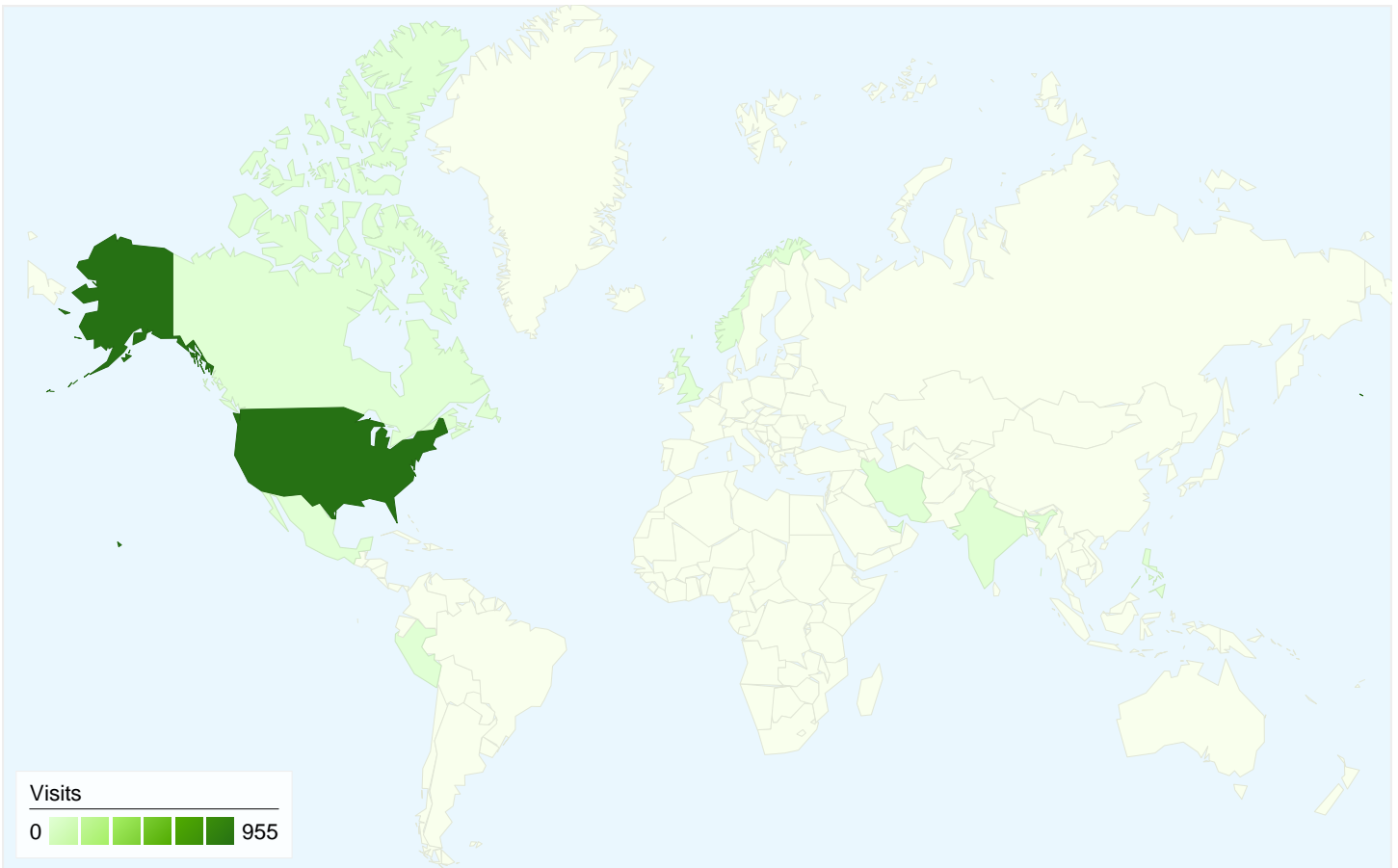
Top Traffic Sources

Sources	Visits	% visits
google (organic)		
May 7, 2012 - May 13, 2012	418	43.32%
Apr 30, 2012 - May 6, 2012	459	46.13%
% Change	-8.93%	-6.10%
(direct) ((none))		
May 7, 2012 - May 13, 2012	177	18.34%
Apr 30, 2012 - May 6, 2012	178	17.89%
% Change	-0.56%	2.53%
bing (organic)		
May 7, 2012 - May 13, 2012	143	14.82%
Apr 30, 2012 - May 6, 2012	129	12.96%
% Change	10.85%	14.30%
lti.gmdsolutions.com (referral)		
May 7, 2012 - May 13, 2012	50	5.18%
Apr 30, 2012 - May 6, 2012	35	3.52%
% Change	42.86%	47.30%
yahoo (organic)		

Keywords	Visits	% visits
(not provided)		
May 7, 2012 - May 13, 2012	87	13.92%
Apr 30, 2012 - May 6, 2012	78	11.84%
% Change	11.54%	17.61%
clay county iowa		
May 7, 2012 - May 13, 2012	71	11.36%
Apr 30, 2012 - May 6, 2012	74	11.23%
% Change	-4.05%	1.17%
clay county iowa assessor		
May 7, 2012 - May 13, 2012	34	5.44%
Apr 30, 2012 - May 6, 2012	42	6.37%
% Change	-19.05%	-14.64%
www.co.clay.ia.us		
May 7, 2012 - May 13, 2012	27	4.32%
Apr 30, 2012 - May 6, 2012	24	3.64%
% Change	12.50%	18.62%
clay county treasurer		

May 7, 2012 - May 13, 2012	48	4.97%
Apr 30, 2012 - May 6, 2012	46	4.62%
% Change	4.35%	7.59%

May 7, 2012 - May 13, 2012	23	3.68%
Apr 30, 2012 - May 6, 2012	19	2.88%
% Change	21.05%	27.64%



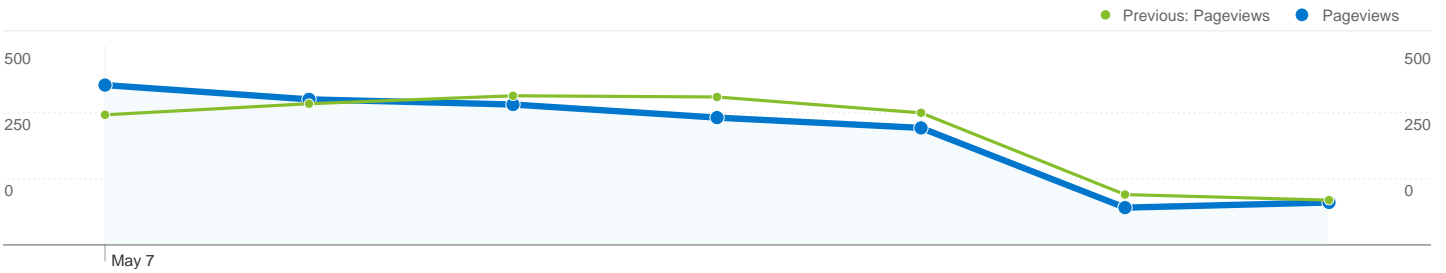
965 visits came from 12 countries/territories

Site Usage

Visits	Pages/Visit	Avg. Time on Site	% New Visits	Bounce Rate	
965 Previous: 995 (-3.02%)	2.01 Previous: 2.02 (-0.23%)	00:01:35 Previous: 00:01:37 (-1.59%)	47.05% Previous: 47.94% (-1.86%)	59.79% Previous: 60.50% (-1.17%)	
Country/Territory	Visits	Pages/Visit	Avg. Time on Site	% New Visits	Bounce Rate
United States					
May 7, 2012 - May 13, 2012	955	2.02	00:01:36	46.49%	59.79%
April 30, 2012 - May 6, 2012	984	2.00	00:01:37	47.36%	60.67%
% Change	-2.95%	0.84%	-0.73%	-1.83%	-1.45%
India					
May 7, 2012 - May 13, 2012	4	2.25	00:01:36	100.00%	25.00%
April 30, 2012 - May 6, 2012	1	5.00	00:04:20	100.00%	0.00%
% Change	300.00%	-55.00%	-63.17%	0.00%	100.00%
Norway					
May 7, 2012 - May 13, 2012	2	1.00	00:00:00	100.00%	100.00%

April 30, 2012 - May 6, 2012	0	0.00	00:00:00	0.00%	0.00%
% Change	100.00%	100.00%	0.00%	100.00%	100.00%
Canada					
May 7, 2012 - May 13, 2012	1	2.00	00:00:00	100.00%	0.00%
April 30, 2012 - May 6, 2012	1	3.00	00:01:12	100.00%	0.00%
% Change	0.00%	-33.33%	-100.00%	0.00%	0.00%
Philippines					
May 7, 2012 - May 13, 2012	1	1.00	00:00:00	100.00%	100.00%
April 30, 2012 - May 6, 2012	2	8.50	00:07:24	100.00%	50.00%
% Change	-50.00%	-88.24%	-100.00%	0.00%	100.00%
United Kingdom					
May 7, 2012 - May 13, 2012	1	1.00	00:00:00	100.00%	100.00%
April 30, 2012 - May 6, 2012	2	4.00	00:00:35	100.00%	0.00%
% Change	-50.00%	-75.00%	-100.00%	0.00%	100.00%
Peru					
May 7, 2012 - May 13, 2012	1	1.00	00:00:00	100.00%	100.00%
April 30, 2012 - May 6, 2012	0	0.00	00:00:00	0.00%	0.00%
% Change	100.00%	100.00%	0.00%	100.00%	100.00%
Iran					
May 7, 2012 - May 13, 2012	0	0.00	00:00:00	0.00%	0.00%
April 30, 2012 - May 6, 2012	1	1.00	00:00:00	100.00%	100.00%
% Change	-100.00%	-100.00%	0.00%	-100.00%	-100.00%
Saint Vincent and the Grenadines					
May 7, 2012 - May 13, 2012	0	0.00	00:00:00	0.00%	0.00%
April 30, 2012 - May 6, 2012	1	1.00	00:00:00	100.00%	100.00%
% Change	-100.00%	-100.00%	0.00%	-100.00%	-100.00%
(not set)					
May 7, 2012 - May 13, 2012	0	0.00	00:00:00	0.00%	0.00%
April 30, 2012 - May 6, 2012	1	2.00	00:00:12	100.00%	0.00%
% Change	-100.00%	-100.00%	-100.00%	-100.00%	0.00%

1 - 10 of 12



Pages on this site were viewed a total of 1,941 times

1,941 Pageviews

Previous: 2,006 (-3.24%)

1,569 Unique Views

Previous: 1,633 (-3.92%)

59.79% Bounce Rate

Previous: 60.50% (-1.17%)

Top Content

Pages	Pageviews	% Pageviews
/index.html		
May 7, 2012 - May 13, 2012	646	33.28%
Apr 30, 2012 - May 6, 2012	666	33.20%
% Change	-3.00%	0.25%
/realestatemain.htm		
May 7, 2012 - May 13, 2012	142	7.32%
Apr 30, 2012 - May 6, 2012	172	8.57%
% Change	-17.44%	-14.68%
/offices/assessor/index.htm		
May 7, 2012 - May 13, 2012	127	6.54%
Apr 30, 2012 - May 6, 2012	142	7.08%
% Change	-10.56%	-7.57%
/offices/recorder/index.htm		
May 7, 2012 - May 13, 2012	89	4.59%
Apr 30, 2012 - May 6, 2012	96	4.79%
% Change	-7.29%	-4.19%
/deptdirectory.htm		

May 7, 2012 - May 13, 2012	74	3.81%
Apr 30, 2012 - May 6, 2012	45	2.24%
% Change	64.44%	69.95%